

Bourdon tube pressure gauges // Marine version

Type MRE-M



Type MRE-M



Highlights

- Suitable for outdoor use - Closed system
- Case complete stainless steel
- Without electrical auxiliary power

Technical data

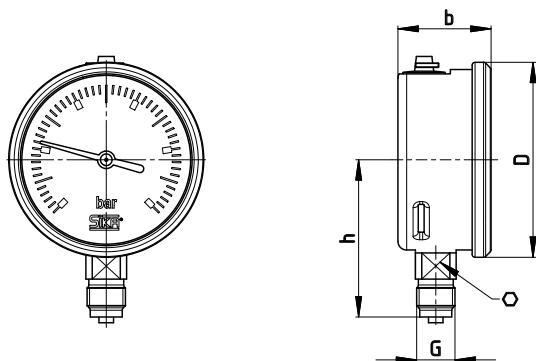
Type	MRE-M	
Version	Crimped-on ring case	
Nominal size	63 mm, 100 mm	
Accuracy acc. EN 13190	EN 837-1, class 1.6 (nominal size 63 mm) and class 1 (nominal size 100 mm)	
Medium / Application	Liquid and gaseous media	
Process connection	Thread see table, brass	
Measurement system	Bourdon spring bronze	
Degree of protection according to EN 60529	IP65	
Ambient temperature	-20 to 60 °C with case filling	
Storage temperature	-20 to 60 °C with case filling	
Nominal use temperature acc. EN 13190	20 °C	
Pressure load capacity	Of full-scale value	
	Nominal size 63 mm	Nominal size 100 mm
→ Resting load	75 %	100 %
→ Dynamic load	65 %	90 %
→ Overload	Max. 100 %	130 %

* The pressure gauges are calibrated at a reference temperature of 20 °C. At other operating temperatures the maximum indication error is ± 0.4 % of full scale value per 10 °C difference in accordance with EN 837-1.

Types and dimensions

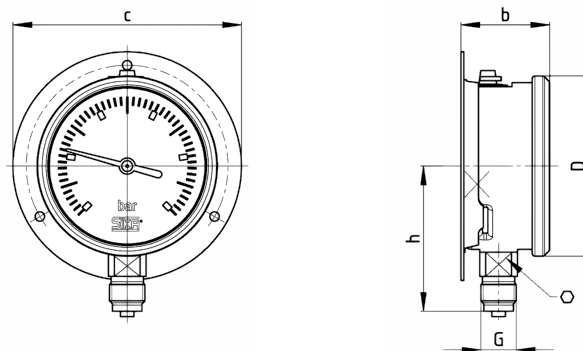
Without mounting flange

Bottom connection



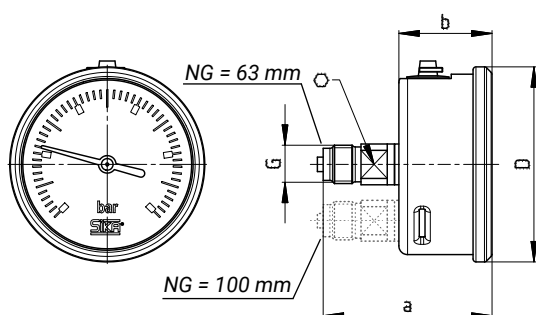
With rear flange

Bottom connection



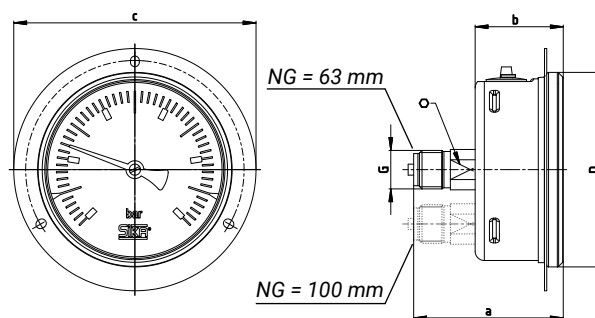
Without mounting flange

Central back connection



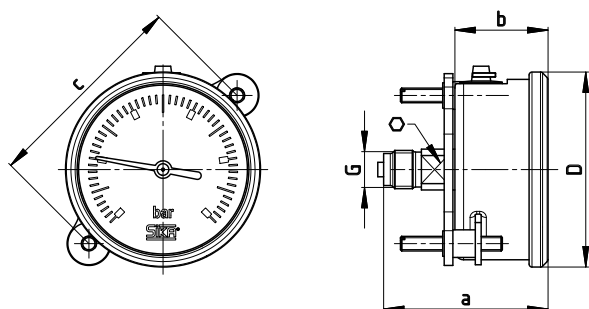
With front flange

Central back connection



Available with u-clamp

Central back connection




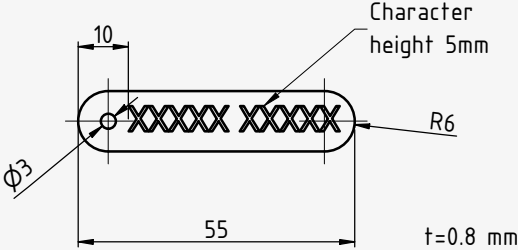
Dimensions [mm]

NS	D	b	c	G	a	h	⊘
63	68	32	85	G $\frac{1}{4}$	58	54	14
100	107	48	132	G $\frac{1}{2}$	81.5	87	22

Article numbers

Order code									
Bourdon tube pressure gauges, marine version									
Crimped-on ring case	MREM								
Nominal size									
63 mm		1							
100 mm		3							
Connection thread									
G $\frac{1}{4}$ B bottom (63 mm)			1						
G $\frac{1}{2}$ B bottom (100 mm)			1						
G $\frac{1}{4}$ central back connection (63 mm)			5						
G $\frac{1}{2}$ B lower back connection (100 mm)			2						
Connection material									
Brass						1			
Display ranges									
-1...0 bar								315	
-1...0.6 bar								505	
-1...1.5 bar								515	
-1...3 bar								525	
-1...5 bar								535	
-1...9 bar								545	
-1...15 bar								555	
0...0.6 bar								015	
0...1 bar								025	
0...1.6 bar								035	
0...2.5 bar								045	
0...4 bar								055	
0...6 bar								065	
0...10 bar								075	
0...16 bar								085	
0...25 bar								095	
0...40 bar								105	
0...60 bar								115	
0...100 bar								125	
0...160 bar								135	
0...250 bar								145	
0...400 bar								155	
0...600 bar								165	
Mounting flange									
None									0
Rear flange									1
Front flange									2
U-clamp									3
Options									
None									0
Filled case									
Filled case (glycerine)									G
Example article number	MREM	3	1	1	315	0	0	G	

Accessories

Accessories	Article number
<p>Measuring point designation Laser-inscribed stainless steel plate with fixing wire for easy attachment to measuring points</p> <ul style="list-style-type: none">→ Scope of delivery: Designation plate inscribed according to specification and enclosed fixing wire (sealing wire)→ Fastening: Wire (included in delivery), alternatively sealing, cable ties or similar (not included in delivery)→ Materials: Plate stainless steel 1.4571, wire stainless steel→ Dimensions: Plate 55 x 10 x 0.8 mm, wire length 180 mm→ Inscription: one-sided, single-line, max. 11 characters, character height 5 mm, designation width max. 40 mm, letters, numbers, symbols, barcodes, QR codes→ Transmission of designations: digital list, file formats Excel, Word or CSV  	<p>ONSITETAG</p>