


Test stand attachment for peel tests SAUTER TPE-N



Universal attachment for test benches for 90 degree peel tests

Features

- **1** The attachment for peel tests, SAUTER TPE-N has been specially developed for peel testing up to 500 N. Typically this involves pulling a bonded material layer from a base material. As a general rule the significant value in this process is the force required to pull away the top layer from bonded material
- The attachment can be fitted onto all SAUTER force measuring test benches quickly and easily and thereby offers the highest level of flexibility in terms of travel path, measuring range, sample fixing ecc.
- The attachment has been designed so that a bonded material, e.g. adhesive tape, plasters, etc, or an appropriate basic medium can be applied to the moving carriage. The test item is fixed to the force measuring device with a suitable clamp (both not included in the scope of delivery). Then the carriage is aligned such that the start of the test item is vertically immediately below the force measuring device. By moving the test bench upwards, the carriage is moved and the test item is peeled off at a 90-degree angle to the surface

- Suitable for all SAUTER force measuring devices up to 500 N (not included)
- Suitable for SAUTER test stands TVO 1000N500S, TVO 2000N500S, TVM 5000N230N, TVM 5000N230NL, TVS 5000N240, TVM 10KN120N, TVS 10KN100, (not included)

Technical data


































- Maximum stripping length: 200 mm
- Overall dimensions W×D×H 425×100×60 mm
- Net weight approx. 4 kg

STANDARD



Model	Measuring range	
SAUTER	[Max] N	
TPE-N	500	

Pictograms

 Adjusting program (CAL): For quick setting of the instrument's accuracy. External adjusting weight required	 WLAN data interface: To transfer data from the balance/measuring instrument to a printer, PC or other peripherals	 Protection against dust and water splashes IPxx: The type of protection is shown in the pictogram cf. DIN EN 60529:2000-09, IEC 60529:1989+A1:1999+A2:2013
 Calibration block: Standard for adjusting or correcting the measuring device	 Data interface Infrared: To transfer data from the measuring instrument to a printer, PC or other peripheral devices	 ZERO: Resets the display to "0"
 Peak hold function: Capturing a peak value within a measuring process	 Control outputs (optocoupler, digital I/O): To connect relays, signal lamps, valves, etc.	 Battery operation: Ready for battery operation. The battery type is specified for each device
 Scan mode: Continuous capture and display of measurements	 Analogue interface: To connect a suitable peripheral device for analogue processing of the measurements	 Rechargeable battery pack: Rechargeable set
 Push and Pull: The measuring device can capture tension and compression forces	 Analog output: For output of an electrical signal depending on the load (e.g. voltage 0 V – 10 V or current 4 mA – 20 mA)	 Plug-in power supply: 230V/50Hz in standard version for EU. On request GB, AUS or USA version available
 Length measurement: Captures the geometric dimensions of a test object or the movement during a test process	 Statistics: Using the saved values, the device calculates statistical data, such as average value, standard deviation etc.	 Integrated power supply unit: Integrated, 230V/50Hz in EU. More standards e.g. GB, AUS or USA on request
 Focus function: Increases the measuring accuracy of a device within a defined measuring range	 PC Software: To transfer the measurement data from the device to a PC	 Motorised drive: The mechanical movement is carried out by a electric motor
 Internal memory: To save measurements in the device memory	 Printer: A printer can be connected to the device to print out the measurement data	 Motorised drive: The mechanical movement is carried out by a synchronous motor (stepper)
 Data interface RS-232: Bidirectional, for connection of printer and PC	 Network interface: For connecting the scale/measuring instrument to an Ethernet network	 Fast-Move: The total length of travel can be covered by a single lever movement
 Profibus: For transmitting data, e.g. between scales, measuring cells, controllers and peripheral devices over long distances. Suitable for safe, fast, fault-tolerant data transmission. Less susceptible to magnetic interference.	 KERN Communication Protocol (KCP): It is a standardized interface command set for KERN balances and other instruments, which allows retrieving and controlling all relevant parameters and functions of the device. KERN devices featuring KCP are thus easily integrated with computers, industrial controllers and other digital systems	 Verification possible: The time required for verification is specified in the pictogram
 Profinet: Enables efficient data exchange between decentralised peripheral devices (balances, measuring cells, measuring instruments etc.) and a control unit (controller). Especially advantageous when exchanging complex measured values, device, diagnostic and process information. Savings potential through shorter commissioning times and device integration possible	 GLP/ISO record keeping: Of measurement data with date, time and serial number. Only with SAUTER printers	 DAkKS calibration possible: The time required for DAkKS calibration is shown in days in the pictogram
 Data interface USB: To connect the measuring instrument to a printer, PC or other peripheral devices	 Measuring units: Weighing units can be switched to e.g. non-metric. Please refer to website for more details	 Factory calibration: The time required for factory calibration is specified in the pictogram
 Bluetooth* data interface: To transfer data from the balance/measuring instrument to a printer, PC or other peripherals	 Measuring with tolerance range (limit-setting function): Upper and lower limiting can be programmed individually. The process is supported by an audible or visual signal, see the relevant model	 Package shipment: The time required for internal shipping preparations is shown in days in the pictogram
		 Pallet shipment: The time required for internal shipping preparations is shown in days in the pictogram

*The Bluetooth® word mark and logos are registered trademarks owned by Bluetooth SIG, Inc. and any use of such marks by KERN & SOHN GmbH is under license. Other trademarks and trade names are those of their respective owners.

Your KERN specialist dealer: