

Messzellen SAUTER CS P2 · CS Y1 · CO Y1-Y4



NEW

CS P2 0,5-7,5 t



NEW

CS Y1



NEW

CS P2 50-250 kg



NEW

CO Y1



NEW

CO Y2/CO Y3




NEW

CO Y4

CS P2

“S” measuring cells/load cells made of stainless steel




CS P2:

- Accuracy in accordance with OIML C3
- RoHS compliant
- Dust and spray protection to IP68
- Stainless steel
- Scope of application: measuring mass as well as force
- Suitable for handing scales, silo scales, force test benches and other diverse scales
- Nominal sensitivity: 2.0 ± 0.004
- **CS P2 50-250 kg:** Miniature “S” measuring cells/load cells made of stainless steel

CS Y1

Miniature “S” measuring cells/load cells made of stainless steel

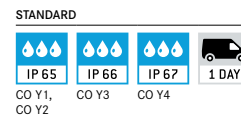


CS Y1:

- RoHS compliant
- Dust and spray protection to IP65
- Stainless steel
- Scope of application: for tensile and compressive force measurement, measuring mass as well as force
- Suitable for force test benches, handing scales, silo scales and other diverse scales
- Nominal sensitivity: 1,3 – 2 mV/V

CO Y1 – Y4

Miniature button-type measuring cells made of stainless steel



CO Y1/CO Y4:

- RoHS compliant
- Dust and spray protection to IP65/IP67
- Scope of application: compressive force applications
- Suitable for measuring mass as well as force and force test benches
- Nominal sensitivity: 1.0 – 1.5mV/V

CO Y2/Y3:



































- RoHS compliant
- Dust and spray protection to IP65/IP66
- Scope of application: for tensile and compressive force measurement
- Suitable for measuring mass as well as force and force test benches
- Nominal sensitivity: 1,5 – 2 mV/V

Model	Nominal load	
SAUTER		
CS 50-3P2	50 kg (≈500 N)	
CS 100-3P2	100 kg (≈1 kN)	
CS 250-3P2	250 kg (≈2,5 kN)	
CS 500-3P2	500 kg (≈5 kN)	
CS 1000-3P2	1 t (≈10 kN)	
CS 2000-3P2	2 t (≈20 kN)	
CS 5000-3P2	5 t (≈50 kN)	
CS 7500-3P2	7.5 t (≈75 kN)	

Model	Nominal load	
SAUTER		
CS 1-Y1	1 kg (≈10 N)	
CS 2-Y1	2 kg (≈20 N)	
CS 5-Y1	5 kg (≈50 N)	
CS 10-Y1	10 kg (≈100 N)	
CS 20-Y1	20 kg (≈200 N)	

Model	Nominal load	
SAUTER		
CO 10-Y1	10 kg (≈100 N)	
CO 20-Y1	20 kg (≈200 N)	
CO 50-Y1	50 kg (≈500 N)	
CO 100-Y1	100 kg (≈1 kN)	
CO 200-Y1	200 kg (≈2 kN)	
CO 500-Y1	500 kg (≈5 kN)	
CO 1000-Y1	1000 kg (≈10 kN)	
CO 2000-Y1	2000 kg (≈20 kN)	
CO 10-Y2	10 kg (≈100 N)	
CO 20-Y2	20 kg (≈200 N)	
CO 50-Y2	50 kg (≈500 N)	
CO 100-Y2	100 kg (≈1 kN)	
CO 200-Y2	200 kg (≈2 kN)	
CO 500-Y2	500 kg (≈5 kN)	
CO 1000-Y2	1000 kg (≈10 kN)	
CO 2000-Y2	2000 kg (≈20 kN)	
CO 5-Y3	5 kg (≈50 N)	
CO 10-Y3	10 kg (≈100 N)	
CO 5-Y4	5 kg (≈50 N)	
CO 10-Y4	10 kg (≈100 N)	

Pictograms

 Adjusting program (CAL): For quick setting of the instrument's accuracy. External adjusting weight required.	 Control outputs (optocoupler, digital I/O): to connect relays, signal lamps, valves, etc.	 ZERO: Resets the display to "0".
 Calibration block: standard for adjusting or correcting the measuring device.	 Analogue interface: to connect a suitable peripheral device for analogue processing of the measurements	 Battery operation: Ready for battery operation. The battery type is specified for each device.
 Peak hold function: capturing a peak value within a measuring process.	 Statistics: using the saved values, the device calculates statistical data, such as average value, standard deviation etc.	 Rechargeable battery pack: rechargeable set.
 Scan mode: continuous capture and display of measurements.	 PC Software: to transfer the measurement data from the device to a PC.	 Mains adapter: 230V/50Hz in standard version for EU. On request GB, AUS or USA version available.
 Push and Pull: the measuring device can capture tension and compression forces.	 Printer: a printer can be connected to the device to print out the measurement data.	 Power supply: Integrated, 230V/50Hz in EU. More standards e.g. GB, AUS or USA on request.
 Length measurement: captures the geometric dimensions of a test object or the movement during a test process.	 Network interface: For connecting the scale to an Ethernet network.	 Motorised drive: The mechanical movement is carried out by a electric motor.
 Focus function: increases the measuring accuracy of a device within a defined measuring range.	 KERN Communication Protocol (KCP): It is a standardized interface command set for KERN balances and other instruments, which allows retrieving and controlling all relevant parameters and functions of the device. KERN devices featuring KCP are thus easily integrated with computers, industrial controllers and other digital systems.	 Motorised drive: The mechanical movement is carried out by a synchronous motor (stepper).
 Internal memory: to save measurements in the device memory.		 Fast-Move: the total length of travel can be covered by a single lever movement.
 Data interface RS-232: bidirectional, for connection of printer and PC.	 GLP/ISO record keeping: of measurement data with date, time and serial number. Only with SAUTER printers	 DAkkS calibration possible: The time required for DAkkS calibration is shown in days in the pictogram.
 Data interface USB: To connect the measuring instrument to a printer, PC or other peripheral devices.	 Measuring units: Weighing units can be switched to e.g. non-metric at the touch of a key. Please refer to website for more details.	 Factory calibration: The time required for factory calibration is specified in the pictogram.
 WLAN data interface: To transfer data from the balance to a printer, PC or other peripherals.	 Measuring with tolerance range (limit-setting function): Upper and lower limiting can be programmed individually. The process is supported by an audible or visual signal, see the relevant model	 Package shipment: The time required for internal shipping preparations is shown in days in the pictogram.
 Data interface Infrared: To transfer data from the measuring instrument to a printer, PC or other peripheral devices.		 Pallet shipment: The time required for internal shipping preparations is shown in days in the pictogram.

Your KERN specialist dealer: