

Load cells SAUTER CR Q1 · CR P1 · CR Y1



Fig. shows accessories, load corner SAUTER CE Q42901, for further accessories please visit our online shop

CR Q1

Load cells made of stainless steel

STANDARD
 IP 68
 1 DAY

OPTION
 ISO
 +4 DAYS

- Accuracy in accordance with OIML R60 C1
- RoHS compliant
- Dust and spray protection to IP68 (in accordance with EN 60529), hermetically encapsulated
- Stainless steel
- Area of application: Weight measurement as well as compressive force
- Suitable for vehicle scales, weigh hoppers, vehicle testing equipment, test benches
- Nominal sensitivity: 2 mV/V

Accessories CR Q1:

- Load corner, steel, galvanised, suitable for CR Q1 with nominal load ≤ 10 t, SAUTER CE Q42901
- Load corner, steel, galvanised, suitable for CR Q1 with nominal load ≥ 20 t, SAUTER CE Q42902
- Load corner, steel, rustproof, suitable for CR Q1 with nominal load ≤ 10 t, SAUTER CE RQ42901
- Load corner, steel, rustproof, suitable for CR Q1 with nominal load ≥ 20 t, SAUTER CE RQ42902

Model	Nominal load	
SAUTER		
CR 2500-1Q1	2,5 t/25 kN	
CR 5000-1Q1	5 t/50 kN	
CR 10000-1Q1	10 t/100 kN	
CR 20000-1Q1	20 t/200 kN	
CR 30000-1Q1	30 t/300 kN	

** up to max. 25 t / 250 kN

CR P1

Load cells made of stainless steel

STANDARD
 IP 68
 1 DAY

OPTION
 DAkkS
 +3 DAYS
 ISO
 +4 DAYS

- Accuracy in accordance with OIML R60 C3
- RoHS compliant
- Dust and spray protection to IP68 (in accordance with EN 60529), hermetically encapsulated
- Stainless steel
- Area of application: Weight measurement as well as compressive force
- Suitable for truck scales, suspended scales, silo scales and other diverse scales, test benches, etc.
- Nominal sensitivity: 1-2 mV/V, depending on nominal load

Accessories CR P1:

- Load corner for CR 1000-3P1, CR 250-3P1, CR 500-3P1 Steel, incl. pressure piece, SAUTER CE P244011
- Pressure piece for CR 1000-3P1, CR 250-3P1, CR 500-3P1 steel, SAUTER CE P244012
- Load corner for CR 2000-3P1 steel, rustproof, incl. pressure piece, SAUTER CE P244021
- Pressure piece for CR 2000-3P1 steel, rustproof SAUTER CE P244022

Model	Nominal load	
SAUTER		
CR 60-3P1	60 kg/0,6 kN	
CR 130-3P1	130 kg/1,3 kN	
CR 250-3P1	250 kg/2,5 kN	
CR 500-3P1	500 kg/5 kN	
CR 1000-3P1	1000 kg/10 kN	
CR 2000-3P1	2000 kg/20 kN	

* up to max. 500 kg / 5 kN

CR Y1

Load cells made of alloyed steel

STANDARD
 IP 68
 1 DAY

OPTION
 DAkkS
 +3 DAYS
 ISO
 +4 DAYS

- High precision (comprehensive Error 0,05 % F.S.)
- Accuracy in accordance with OIML R60 C1
- RoHS compliant
- Dust and spray protection to IP68 (in accordance with EN 60529), hermetically encapsulated
- Stainless steel
- Area of application: for weight, tensile and compressive force measurement
- Suitable for Weight measurement as well as force and force test benches
- Force transmission via pressure piece or threaded hole
- Nominal sensitivity: 2 mV/V
- Pressure piece included with delivery
- Thread for pressure piece or other force application: up to 5000 kg M16×1,5, from 10000 kg M32×1,5




































Model	Nominal load	
SAUTER		
CR 500-1Y1	0,5 t/5 kN	
CR 1000-1Y1	1 t/10 kN	
CR 5000-1Y1	5 t/50 kN	
CR 10000-1Y1	10 t/100 kN	
CR 20000-1Y1	20 t/200 kN	

* up to max. 500 kg / 5 kN



Tip: Further details and technical data sheet as well as extensive accessories see internet

Pictograms

 Adjusting program (CAL): For quick setting of the instrument's accuracy. External adjusting weight required	 WLAN data interface: To transfer data from the balance/measuring instrument to a printer, PC or other peripherals	 Protection against dust and water splashes IPxx: The type of protection is shown in the pictogram cf. DIN EN 60529:2000-09, IEC 60529:1989+A1:1999+A2:2013
 Calibration block: Standard for adjusting or correcting the measuring device	 Data interface Infrared: To transfer data from the measuring instrument to a printer, PC or other peripheral devices	 ZERO: Resets the display to "0"
 Peak hold function: Capturing a peak value within a measuring process	 Control outputs (optocoupler, digital I/O): To connect relays, signal lamps, valves, etc.	 Battery operation: Ready for battery operation. The battery type is specified for each device
 Scan mode: Continuous capture and display of measurements	 Analogue interface: To connect a suitable peripheral device for analogue processing of the measurements	 Rechargeable battery pack: Rechargeable set
 Push and Pull: The measuring device can capture tension and compression forces	 Analog output: For output of an electrical signal depending on the load (e.g. voltage 0 V – 10 V or current 4 mA – 20 mA)	 Plug-in power supply: 230V/50Hz in standard version for EU. On request GB, AUS or USA version available
 Length measurement: Captures the geometric dimensions of a test object or the movement during a test process	 Statistics: Using the saved values, the device calculates statistical data, such as average value, standard deviation etc.	 Integrated power supply unit: Integrated, 230V/50Hz in EU. More standards e.g. GB, AUS or USA on request
 Focus function: Increases the measuring accuracy of a device within a defined measuring range	 PC Software: To transfer the measurement data from the device to a PC	 Motorised drive: The mechanical movement is carried out by a electric motor
 Internal memory: To save measurements in the device memory	 Printer: A printer can be connected to the device to print out the measurement data	 Motorised drive: The mechanical movement is carried out by a synchronous motor (stepper)
 Data interface RS-232: Bidirectional, for connection of printer and PC	 Network interface: For connecting the scale/measuring instrument to an Ethernet network	 Fast-Move: The total length of travel can be covered by a single lever movement
 Profibus: For transmitting data, e.g. between scales, measuring cells, controllers and peripheral devices over long distances. Suitable for safe, fast, fault-tolerant data transmission. Less susceptible to magnetic interference.	 KERN Communication Protocol (KCP): It is a standardized interface command set for KERN balances and other instruments, which allows retrieving and controlling all relevant parameters and functions of the device. KERN devices featuring KCP are thus easily integrated with computers, industrial controllers and other digital systems	 Verification possible: The time required for verification is specified in the pictogram
 Profinet: Enables efficient data exchange between decentralised peripheral devices (balances, measuring cells, measuring instruments etc.) and a control unit (controller). Especially advantageous when exchanging complex measured values, device, diagnostic and process information. Savings potential through shorter commissioning times and device integration possible	 GLP/ISO record keeping: Of measurement data with date, time and serial number. Only with SAUTER printers	 DAkKS calibration possible: The time required for DAkKS calibration is shown in days in the pictogram
 Data interface USB: To connect the measuring instrument to a printer, PC or other peripheral devices	 Measuring units: Weighing units can be switched to e.g. non-metric. Please refer to website for more details	 Factory calibration: The time required for factory calibration is specified in the pictogram
 Bluetooth* data interface: To transfer data from the balance/measuring instrument to a printer, PC or other peripherals	 Measuring with tolerance range (limit-setting function): Upper and lower limiting can be programmed individually. The process is supported by an audible or visual signal, see the relevant model	 Package shipment: The time required for internal shipping preparations is shown in days in the pictogram
		 Pallet shipment: The time required for internal shipping preparations is shown in days in the pictogram

*The Bluetooth® word mark and logos are registered trademarks owned by Bluetooth SIG, Inc. and any use of such marks by KERN & SOHN GmbH is under license. Other trademarks and trade names are those of their respective owners.

Your KERN specialist dealer: