

Sound level meter SAUTER SW



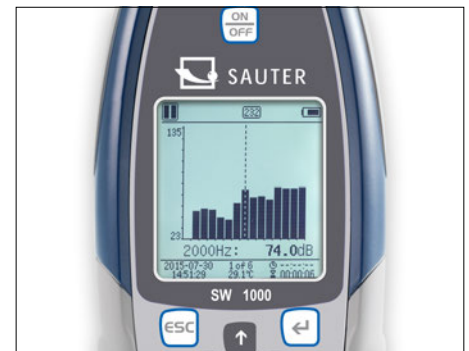
First-class professional Class I, Class II sound level meter



Data logging function with date and time in the device...



... and data transfer using MicroSD (4G) memory card (included in delivery), RS-232 or USB



Different sound pressure levels can be selected, such as, Laeq, LcPeak, LaF, LaFMax, LaFMin, SD, SEL, E

Sound level meter SAUTER SW



Features

- Ideal for measurements for workplaces outdoor, e.g. at airports, on building sites, in road traffic etc. with broad access to spectrum thanks to the highly-accurate 24-Bit A/D converter
- Floating point evaluation for higher level of accuracy and better stability
- The optimised analogue frontend switch reduces the ambient noise and increases the linear measuring range
- A specially-developed algorithm permits a compliant dynamic range of more than 120 dB! (SW 1000: > 123 dB; SW 2000: > 122 dB)
- Three profiles and 14 user-defined measurements can be calculated in parallel with different frequency and time weighting
- LN statistics and display of the graph showing the progression of time
- User-defined integral interval measurement up to a maximum of 24 hours is possible
- Frequency weighting (filter) A, B, C, Z
- Time interval during measurement: F (fast), S (slow), I (pulse)
- Freely-definable limits for the output of an optical alarm signal
- Peak hold function to capture the peak value
- Octavo function for targeted sound analysis
- TRACK function with graphic display of a measurement

- Calibration mode (with optional calibrator)
- Trigger mode: external start/stop of measurement via 3.5 mm connector
- Automatic measurement for timer function is possible
- Selectable frequency for recording measurements: 10, 5, 2 Hz
- Operating languages: EN, DE, FR, ES, PT
- 1 Delivery in robust transport case
- 2 Option of fitting a stand on the rear of the housing, 1/4" thread

Technical data

- Applicable standards: IEC61672-1:2014-07, GB/T3785.1-2010
- 1/1 Octave in accordance with IEC 61260:2014
- 1/2" microphone
- Permissible ambient temperature range -10 °C/50 °C
- Output (direct or alternating current) AC (max 5 VRMS), DC (10 mV/DB)
- Mains operation as standard
- Battery operation, 4x 1.5 V AA, not included, operating time up to 10 h
- Dimensions WxDxH 80x36x300 mm
- Net weight approx. 400 g

Accessories

- Plug-In for data transfer of measuring data from the measuring instrument and transfer to a PC, e.g. in Microsoft Excel®, SAUTER AFI-1.0
- 2 Stand, WxDxH 430x90x90 mm, 1250x750x750 mm (moved out), SAUTER SW-A05
- SD-memory card, storage capacity 4 GB, SAUTER SW-A04
- Foam windshield, SAUTER SW-A03
- 3 Calibrator for regular adjustment of the sound level meter, class 1, as well as testing the linearity of sound level meters
 - Applicable standards: IEC60942:2003 Class 1, ANSI S1.40-1984, GB/T 15173-1994.
 - Output frequency 1 kHz (+/- 0,5 %)
 - Output of acoustic pressure, can be selected at 94 dB or 114 dB (± 0.3 dB)
 - Distortion factor < 2 %
 - Stabilisation time < 10 s
 - Permissible ambient temperature range -10 °C/50 °C
 - The calibrator is designed for 1/2" as well as 1/4" microphones (adapter included in the delivery) in accordance with the IEC 61094-4 standard
 - Battery operation, 2x 1.5 V AA, not standard, operating time up to 40 hours
 - Dimensions WxDxH 70x70x48 mm
 - Net weight approx. 137 g
 - SAUTER BSWA-01
 - Factory calibration certificate for calibrator, SAUTER 961-291
 - DAkkS-Calibration certificate for calibrator, SAUTER 963-291

STANDARD







































OPTION



Model	Accuracy class	Measuring range Linear dB	Frequency range kHz	Sensitivity mV/Pa	Option	
					DAkkS calibration certificate	Factory calibration certificates
SAUTER					DAkkS KERN	KERN
SW 1000	1	20-134	0,01-20	50	963-281	961-281
SW 2000	2	25-136	0,02-12,5	40	963-281	961-281

Pictograms

 Adjusting program (CAL): For quick setting of the instrument's accuracy. External adjusting weight required	 WLAN data interface: To transfer data from the balance/measuring instrument to a printer, PC or other peripherals	 Protection against dust and water splashes IPxx: The type of protection is shown in the pictogram cf. DIN EN 60529:2000-09, IEC 60529:1989+A1:1999+A2:2013
 Calibration block: Standard for adjusting or correcting the measuring device	 Data interface Infrared: To transfer data from the measuring instrument to a printer, PC or other peripheral devices	 ZERO: Resets the display to "0"
 Peak hold function: Capturing a peak value within a measuring process	 Control outputs (optocoupler, digital I/O): To connect relays, signal lamps, valves, etc.	 Battery operation: Ready for battery operation. The battery type is specified for each device
 Scan mode: Continuous capture and display of measurements	 Analogue interface: To connect a suitable peripheral device for analogue processing of the measurements	 Rechargeable battery pack: Rechargeable set
 Push and Pull: The measuring device can capture tension and compression forces	 Analog output: For output of an electrical signal depending on the load (e.g. voltage 0 V – 10 V or current 4 mA – 20 mA)	 Plug-in power supply: 230V/50Hz in standard version for EU. On request GB, AUS or USA version available
 Length measurement: Captures the geometric dimensions of a test object or the movement during a test process	 Statistics: Using the saved values, the device calculates statistical data, such as average value, standard deviation etc.	 Integrated power supply unit: Integrated, 230V/50Hz in EU. More standards e.g. GB, AUS or USA on request
 Focus function: Increases the measuring accuracy of a device within a defined measuring range	 PC Software: To transfer the measurement data from the device to a PC	 Motorised drive: The mechanical movement is carried out by a electric motor
 Internal memory: To save measurements in the device memory	 Printer: A printer can be connected to the device to print out the measurement data	 Motorised drive: The mechanical movement is carried out by a synchronous motor (stepper)
 Data interface RS-232: Bidirectional, for connection of printer and PC	 Network interface: For connecting the scale/measuring instrument to an Ethernet network	 Fast-Move: The total length of travel can be covered by a single lever movement
 Profibus: For transmitting data, e.g. between scales, measuring cells, controllers and peripheral devices over long distances. Suitable for safe, fast, fault-tolerant data transmission. Less susceptible to magnetic interference.	 KERN Communication Protocol (KCP): It is a standardized interface command set for KERN balances and other instruments, which allows retrieving and controlling all relevant parameters and functions of the device. KERN devices featuring KCP are thus easily integrated with computers, industrial controllers and other digital systems	 Verification possible: The time required for verification is specified in the pictogram
 Profinet: Enables efficient data exchange between decentralised peripheral devices (balances, measuring cells, measuring instruments etc.) and a control unit (controller). Especially advantageous when exchanging complex measured values, device, diagnostic and process information. Savings potential through shorter commissioning times and device integration possible	 GLP/ISO record keeping: Of measurement data with date, time and serial number. Only with SAUTER printers	 DAKkS calibration possible: The time required for DAKkS calibration is shown in days in the pictogram
 Data interface USB: To connect the measuring instrument to a printer, PC or other peripheral devices	 Measuring units: Weighing units can be switched to e.g. non-metric. Please refer to website for more details	 Factory calibration: The time required for factory calibration is specified in the pictogram
 Bluetooth* data interface: To transfer data from the balance/measuring instrument to a printer, PC or other peripherals	 Measuring with tolerance range (limit-setting function): Upper and lower limiting can be programmed individually. The process is supported by an audible or visual signal, see the relevant model	 Package shipment: The time required for internal shipping preparations is shown in days in the pictogram
		 Pallet shipment: The time required for internal shipping preparations is shown in days in the pictogram

*The Bluetooth® word mark and logos are registered trademarks owned by Bluetooth SIG, Inc. and any use of such marks by KERN & SOHN GmbH is under license. Other trademarks and trade names are those of their respective owners.

Your KERN specialist dealer: