



DATA SHEET



KT 20



Temperature datalogger

Miniature datalogger for internal temperature, the KT-20 allows to record instantaneously the measured values. The KILOG 2015 software enables to configure and download the dataloggers.

- Fast data download (up to 1400 values/second)
- Up to 8192 measurement points
- 2 configurable setpoint alarms
- Small dimensions
- IP 56 housing

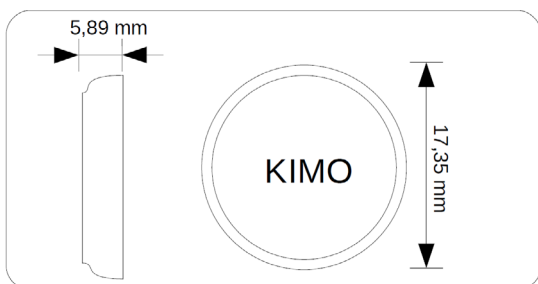
Technical specifications

Resolution	0.5 °C
Storage capacity	2048 or 8192 points
Setpoint alarm	2 setpoint alarms
Frequency of measurement	From 1 min to 255 min (KT-20-G) From 1 s to 273 h (KT-20-L and KT-20-T)
Operating temperature	From -40 to +85 °C (KT-20-G and KT-20-L) From 0 to +125 °C (KT-20-T)
Storage temperature	From -40 to +85 °C
Battery life	5 years*
Temperature transmitter	
Measuring range	-40 to +85 °C (KT-20-G and KT-20-L) 0 to +125 °C (KT-20-T)

Accuracy**

KT-20-G: ±1 °C (-30 °C ≤ T ≤ +70 °C)
 ±1,3 °C (T < -30 °C and T > +70 °C)
 KT-20-L: ±0,5 °C (+10 °C ≤ T ≤ +65 °C)
 ±1,3 °C (T < +10 °C and T > +65 °C)
 KT-20-T: ±0,5 °C (+20 °C ≤ T ≤ +75 °C)
 ±1,3 °C (T < +20 °C and T > +75 °C)

Dimensions



Features of housing

Dimensions	Ø 17,35 x 5,89 mm
Weight	3,3 g
Material	STAINLESS STEEL
Protection	IP 56
PC communication	Specific USB interface
Environment	Air and neutral gases

References

Part number	Storage capacity	Measuring range
KT-20-G	2048	From -40 to +85 °C
KT-20-L	8192	From -40 to +85 °C
KT-20-T	8192	From 0 to +125 °C

Recorder functions

KT-20 can record measurements in real time. To do so, you just have to select the launch type:

- "immediate"
- "delayed" (with predefined date and time)
- "according alarm" : record is made when a measurement exceeds the setpoint alarm (function available on KT-20-L and KT-20-T models)

The dataset will stop once the storage capacity is full. You can also choose the non-stop record ("loop" recording option).

*When used at a temperature higher than 50 °C, the battery life of datalogger is reduced.

- on the basis of 1 measurement each minute at 20°C (KT-20-G)

- on the basis of 1 measurement each 10 minutes at 20°C (KT-20-L/T)

** All accuracies indicated in this document were stated in laboratory conditions and can be guaranteed for measurements carried out in the same conditions, or carried out with calibration compensation.

Kilog softwares

Configuration and data processing software

KILOG 2015 enables you to configure, save and process your data in a very simple way
The USB interface and the driver software I-KIC1 are required to use with the KT-20.

KILOG CFR software

KILOG 2015 CFR software is the key tool for users who require traceability, in accordance with 21 CFR-Part11 standards.
Security and integrity of data are guaranteed: it is not possible to modify or tamper with the data.
The USB interface and the driver software I-KIC1 are required to use with the KT-20.

Software only

Configuration and data processing software KILOG 2015 type only. Compatible with all the Kistock devices
The USB interface and the driver software I-KIC1 are required to use with the KT-20

Ref. KILOG-3-N

Interface only

USB interface, supplied with a driver software for class 20 Kistock

Ref. I-KIC1

Complete set: KILOG 2015 software + 2 USB interfaces

Configuration and data processing software KILOG 2015 type
Supplied with the I-KIC1 interface (KT-20) and a USB cable CK-50 type for Kistock

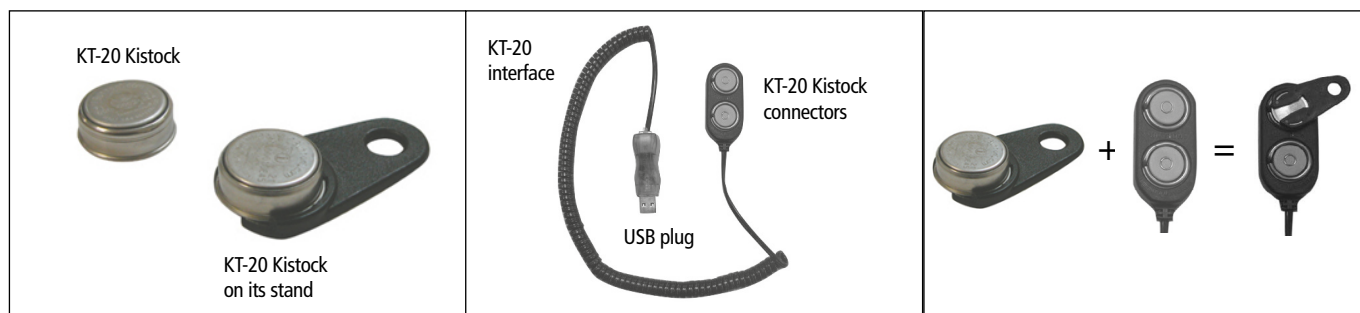
Ref. KIC13-N

Complete set: KILOG 2015 CFR software + 2 USB interfaces

Configuration and data processing software KILOG 2015 CFR 21 type, in compliance with the CFR 21 part 11 standard
Supplied with the I-KIC1 interface (KT-20) and a USB cable CK-50 type for Kistock


Ref. KIC13-CFR-N

Connection



WARNING: Plug only one KT-20 at a time.

Data download on the PC



Place the KT-20 as shown beside, and connect the USB to your PC.



Be careful to insert the KT-20 with the engraved side not visible.

Calibration

KISTOCK dataloggers can be supplied with calibration certificate as an option.